




# XLAMP® CMU LEDs: HIGH EFFICACY

- Industry-leading performance in commonly-available LES sizes
- Delivers up to 10% higher LPW than previous generation CMT family
- Optimized for outdoor & premium indoor lighting applications
- Premium color options: Fidelity (98 CRI) and Specialty (below BBL)

April 2021 (FS38R1)

## PRODUCT SELECTOR: CMU (T<sub>j</sub> = 85 °C)

Compatible with Citizen optics & holders

XLamp	Light Emitting Surface (mm)	Voltage Options	Typ. Power (W)	Max. Power (W)	4000 K, 70 CRI		3000 K, 80 CRI	
					Typ. Flux (lm)	Typ. LPW (lm/W)	Typ. Flux (lm)	Typ. LPW (lm/W)
CMU1003	9.8	36V	3	9	557	184	495	163
CMU1006		36V	6	17	1,100	181	975	161
CMU1010		36V	10	26	1,633	179	1,493	158
CMU1013		36V	13	35	2,136	176	1,879	155
CMU1516	14.5	36V	16	43	2,732	180	2,454	162
CMU1519		36V	19	52	3,263	179	2,914	160
CMU1526		36V	26	69	4,287	177	3,808	157
CMU1532		36V	32	86	5,272	174	4,732	156
CMU2236		22	36V	36	95	6,124	184	5,419
CMU2239		36V	39	104	6,647	183	5,909	162
CMU2258		54V	58	156	9,728	178	8,651	159
CMU2287		54V	87	233	14,471	177	12,625	154

### CRI & CCT OPTIONS: STANDARD COLORS

Colors	CRI	CCT								XLamp CMU LED		
		6500K	5700K	5000K	4000K	3500K	3000K	2700K	2200K	10xx	15xx	22xx
Standard	70	o	o	o	o					•	•	•
	80	o	o	o	o	o	o	o	o	•	•	•
	90			o	o	o	o	o		•	•	•

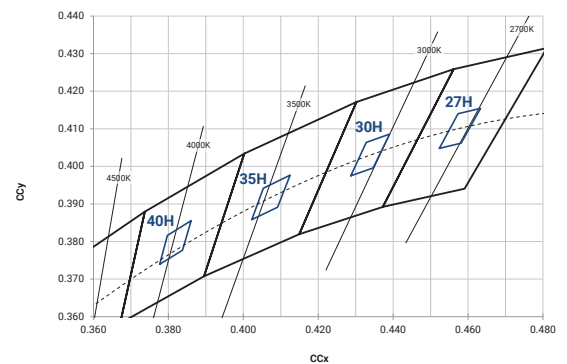
### CRI & CCT OPTIONS: PREMIUM COLORS

Colors	CRI	CCT						XLamp CMU LED		
		4000K	3500K	3100K below BBL	3000K	3000K below BBL	2700K	10xx	15xx	22xx
Fidelity	98	40H	35H		30H		27H	•	•	•
Specialty	90			31Q		30Q 30U		•	•	•

### PREMIUM COLORS: FIDELITY

CCT	Bin	CRI		TM-30	
		Ra	R9	Rf	Rg
4000 K	40H	97	95	91	99
3500 K	35H	97	97	91	99
3000 K	30H	98	88	93	99
2700 K	27H	98	93	96	101

On BBL for Halogen appearance



### PREMIUM COLORS: SPECIALTY

CCT	Bin	CRI		TM-30	
		Ra	R9	Rf	Rg
3100 K	31Q	91	56	90	100
3000 K	30Q	92	58	89	99
3000 K	30U	92	60	89	101

Below BBL for CMH appearance

