
















XLAMP® DIRECTIONAL LEDs

- High-Power LEDs that deliver the industry's highest lumen density, efficacy & reliability
- Application-optimized LEDs that create differentiated products and deliver lower system cost
- Excellent L90 lifetimes across the entire portfolio

April 2021 (FS04R29)

PRODUCT SELECTOR TABLE

XLamp LED		Footprint (mm)	Max Light Output (lm)	Efficacy	Intensity	Max Power (W)	Voltage Class	Max. Current (A)	Features
XQ-E High Intensity		1.60	334	●	●●●●	3	3 V	1.000	• Smallest optical source • Full color portfolio available
XQ-E High Density			334	●	●	3	3 V	1.000	• Full color portfolio available
XD16			752	●●	●●●●	6	3 V	2.000	• Highest lumen density • Easier to use than CSPs
XP-E2		3.45	349	●	●●●	3	3 V	1.000	• Full color portfolio available
XT-E High Efficacy			627	●●●	●	5	3 V	1.500	• Royal Blue available
XP-G2 Standard			658	●●	●●●	5	3 V	1.500	• Highest intensity in XPG family
XP-P			767	●	●●●●●●	10	3 V	3.000	• Breakthrough intensity in XP footprint
XP-G2 High Efficacy			822	●●	●●	6	3 V	2.000	• Lower Vf & better TM-21 lifetimes than Standard
XP-G3 Standard			854	●●●	●●	6	3 V	2.000	• Royal Blue & Photo Red available • Best TM-21 lifetimes
XP-G3 S Line			892	●●●●	●●	6	3 V	2.000	• Best sulfur resistance • Photo Red available
XP-L2			1,316	●●●	●●	10	3 V	3.000	• Industry leading LPW at high drive currents
XHP35.2 High Intensity			1,584	●●	●●●●	13	12 V	1.050	• Cd-optimized with improved LPW & reliability over Gen 1
XHP35.2 High Density			1,840	●●	●●	13	12 V	1.050	• Extreme high-power performance in the XP footprint
XHP50.2		5.00	2,839	●●	●●	18	6 V 12V	3.000 1.500	• Unparalleled lumen density for their size
XHP70.2		7.00	4,325	●●	●●	29	6 V 12 V	4.800 2.400	• Improved LPW & reliability versus Gen 1 XHP

CRI & CCT OPTIONS

● = 70 CRI min | ◆ = 80 CRI min | ○ = 90 CRI min | + = 95 CRI min available

CCT	XQ-E HD & HI	XD16	XP-E2	XT-E High Eff.	XP-G2 Standard	XP-P	XP-G2 High Eff.	XP-G3 Standard	XP-G3 S Line	XP-L2	XHP35.2 HD & HI	XHP50.2	XHP70.2
6500K	●◆○+	●◆○+	●◆○+	●◆○+	●◆○+	●◆○+	●◆○+	●◆○+	●◆○+	●◆○+	●◆○+	●◆○+	●◆○+
5700K	●◆○+	●◆○+	●◆○+	●◆○+	●◆○+	●◆○+	●◆○+	●◆○+	●◆○+	●◆○+	●◆○+	●◆○+	●◆○+
5000K	●◆○+	●◆○+	●◆○+	●◆○+	●◆○+	●◆○+	●◆○+	●◆○+	●◆○+	●◆○+	●◆○+	●◆○+	●◆○+
4000K	●◆○+	●◆○+	●◆○+	●◆○+	●◆○+	●◆○+	●◆○+	●◆○+	●◆○+	●◆○+	●◆○+	●◆○+	●◆○+
3500K	●◆○+	●◆○+	●◆○+	●◆○+	●◆○+	●◆○+	●◆○+	●◆○+	●◆○+	●◆○+	●◆○+	●◆○+	●◆○+
3000K	●◆○+	●◆○+	●◆○+	●◆○+	●◆○+	●◆○+	●◆○+	●◆○+	●◆○+	●◆○+	●◆○+	●◆○+	●◆○+
2700K	●◆○+	●◆○+	●◆○+	●◆○+	●◆○+	●◆○+	●◆○+	●◆○+	●◆○+	●◆○+	●◆○+	●◆○+	●◆○+
2200K	●◆○+	●◆○+	●◆○+	●◆○+	●◆○+	●◆○+	●◆○+	●◆○+	●◆○+	●◆○+	●◆○+	●◆○+	●◆○+

DETAILED PRODUCT SPECIFICATIONS

XLamp LED	Voltage Class	Max. Current (A)	Typ. Vf @ 85°C (V)			TM-21 Reported L90 Lifetime (hrs)						
			0.350 A	0.700 A	1.000 A	≤3 W	~4.5 W	~6 W	~8 W	~12 W	~17 W	~25 W
XQ-E HI	3 V	1.000	2.80	2.95	3.05	28.3k						
XQ-E HD	3 V	1.000	2.80	2.99	3.12	28.3k						
XD16	3 V	2.000	2.73	2.83	2.90	>90.7k	>36.3k	---				
XP-E2	3 V	1.000	2.93	3.09	3.21	>54.4k						
XT-E HE	3 V	1.500	2.77	2.89	2.97	>109k	46.1k					
XP-G2	3 V	1.500	2.80	2.93	3.01	>81.6k	36.6k					
XP-G2 HE	3 V	2.000	2.70	2.81	2.88	>60.5k	>42.3k	>36.3k				
XP-G3	3 V	2.000	2.70	2.81	2.88	>145k	>145k	17.5k				
XP-G3 S Line	3 V	2.000	2.70	2.81	2.88	>121k	23.8k	---				
XP-L2	3 V	3.000	---	2.72	2.78	>54.4k	>57.5k	61.9k	33.1k			
XP-P	3 V	3.000	---	---	3.03		1Q21	1Q21				
XHP35.2 HD & HI	12 V	1.050	11.0	11.5	11.8			98.5k	>109k	>109k		
XHP50.2	12 V	1.500	11.0	11.2	11.4				98.5k	>109k	>109k	
XHP70.2	12 V	2.400	---	11.0	11.2					>72.6k	>72.6k	>72.6k